

## **General Aims for TEFL in the Preparatory Cycle**

- 1- To develop positive attitudes towards learning foreign languages.
  - 2- To enable pupils to appreciate the importance of English in the progress of Science and Technology at both national and international levels.
  - 3- To encourage openness to foreign cultures.
  - 4- To develop the skills of listening, speaking, reading and writing in an integrated way, with the focus on the development of communication skills.
  - 5- To develop the ability to extract information from a listening or reading text or through different forms of mass media.
  - 6- To train pupils in the skills of logical and critical thinking.
  - 7- To provide for self-realization focusing on this concept through assigning tasks to pupils which contribute to this purpose.
  - 8- To train the pupils to participate positively in dialogue and to respect the opinions of others e.g. through debate and discussion and the exploration of concepts.
  - 9- To train the pupils in problem-solving, collaborative learning, and the use of different learning resources.
  - 10- To develop skills for learner-autonomy by enabling pupils to acquire a set of learning strategies e.g. problem-solving, discovery-learning, creative thinking and critical reading.
  - 11- To encourage the development of pupils' creativity.
  - 12- To develop moral and social values in pupils by encouraging attitudes of tolerance, cooperation and teamwork.
- Lesson plan ( Based on new Hello! English for preparatory schools ).

### **Year two**

#### **Unit 2 Around the city.**

##### **Lesson 1 SB Page 6.**

**Objectives:** By the end of the Lesson, students will be able to.

- read a tourist leaflet about places in the city.
- talk about historical places.
- write a paragraph about an important place.

**Resources used:** SB, WB and CD year two.

**Worldwide internet**

#### **Presentation:**

##### **Pre-reading questions**

- 1- Write the title on the board " Around the city ".
- 2- Ask students about their knowledge of the places in the lesson.
- 3- Confirm any correct answer during the lesson.
- 1- Read the text.

2- Check the new vocab. by guessing them with students.

At the end of lesson:

- 1- Ask open-ended questions about the lesson. To check understanding of the lesson.
- 2- Ask students to tell about other places in the city.

**Lesson Plan ( Based on Hellos! English for Prep Schools )**

Date	Period	Class

**The Reader**

**1- Introducing The Reader**

**Title:** Journey to the Centre of the Earth.

**Original Author:** Jules Verne ( French )

**Story:** 42 pages of text ( 10 chapters )

**Comprehension questions:** at the end of story: pages 42 - 50

**Glossary:** at the end of the book: pages 51 - 55.

**Aim of the Reader:** to give students the opportunity to read for pleasure.

**Pre-Reading Questions:** are found in the Teacher's Guide, pages vii - xii.

**Teaching Schedule:** Each chapter should be covered in two weeks.

**Vocabulary:** new words are in *italics*.

**Plot Summary:**

The story is told by a young boy named Axel. Along with his uncle, Professor Lidenbrock, and a guide, Hans. He travels to Iceland in order to try to reach the Earth's core. Their journey is long and difficult, but they finally reach the centre of the Earth through a deep volcano crater. There, they have many exciting adventures and encounter interesting creatures. Eventually, they make it back home to Copenhagen to tell about their journey.

**2- Teaching the Reader**

- 1- Introduce the title of the Reader and the background of the author.
- 2- Skim through pictures in the book.
- 3- Ask warm-up questions based on the pictures in the book.
- 4- Go over the list of characters and place names in the front of the book.
- 5- Point out the glossary at the end of the book.
- 6- Go over the key words in the assigned text.
- 7- Assign a few pages of quick, silent reading as homework.
- 8- Ask pre-questions on the assigned text.



- 9- Explain the importance of not looking up every new word in the dictionary or glossary.
- 10- Discuss the answers to the pre-questions.
- 11- Give detailed comprehension questions.
- 12- Discuss the answers to the comprehension questions.
- 13- Ask students to predict what may happen next.
- 14- Give extra questions.

## **2- How to teach the Reader?**

### **Review Questions:**

Teacher should tackle questions inside the class of the same types and number included in the specifications of the exam (4 open-ended questions and 2 completions)

### **2- View points:**

Teacher may ask about 10 questions orally in class but he should write only 2 or 3 of the important ones on the blackboard.

### **3- Preview questions:**

Teacher gives the pupils 3 questions to be answered at home, with the aim of encouraging them to read a certain part in the Reader, then discussed in the next period.

مدير عام لخدمة مادة اللغة الإنجليزية

أ. ع. م. م.

( إيمان محمود يوسف محمود )

Ministry of Education  
ELT Counsellor's Office

\*\*\*\*\*

توزيع منهج اللغة الإنجليزية

لنصف الأول الإعدادي

للعام الدراسي ٢٠٢٠/٢٠٢١م

First Term

\*\*\*\*\*

Months	New Hello! English for Preparatory Schools Year One ( SB+WB )
October	Unit 1
November	Units 2 + 3 + Review A
December	Units 4 + 5 + Unit 6
January 2021	Review B + General Revision

توزيع منهج اللغة الإنجليزية

لنصف الأول الإعدادي

للعام الدراسي ٢٠٢٠/٢٠٢١م

Second Term

Months	New Hello! English for Preparatory Schools Year One ( SB+WB )
February	Units 7
March	Units 8 + Unit 9 + Review C + Unit 10
April	Units 10 Cont + Unit 11 + Unit 12
May	Review D + General Revision

مدير عام تنمية مادة اللغة الإنجليزية



[ إيمان محمود يوسف - ٢٠٢٠ ]

الموجه العام  


Ministry of Education  
Ministry of Education  
ELT Counsellor's Office

.....

توزيع منهج اللغة الإنجليزية

للمستوى الثالث الإعدادي

للعام الدراسي ٢٠٢٠ / ٢٠٢١ م

First Term

.....

Months	Hello! English for Preparatory Schools Year Three ( SB + WB )	Reader Black Beauty
October	Check your English Test + Unit 1	Chapter 1
November	Units 2 + 3 + Revision A	Chapter 2
December	Units 4 + 5 + 6 + Revision B + Units 7	Chapter 3
January 2021	Units 7 Cont+ 8 + 9+ Revision C	General Revision

توزيع منهج اللغة الإنجليزية

للمستوى الثالث الإعدادي

للعام الدراسي ٢٠٢٠ / ٢٠٢١ م

Second Term

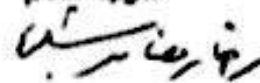
.....

Months	New Hello! English for Preparatory Schools Year Three ( SB+WB )	Reader Black Beauty
February	Units 10	Chapter 4
March	Units 11- 12 Revision D	Chapter 4 + 5
April	Units 13 + 14 + 15 + Revision E	Chapter 6
May	Units 16 + 17 + 18 + Revision F	General Revision

مدير عام تنمية مادة اللغة الإنجليزية

للموجه العام





[ إيمان محمود يوسف محمود ]



- 2- Check the new vocab. by guessing them with students.  
At the end of lesson:
- 1- Ask open-ended questions about the lesson. To check understanding of the lesson.
- 2- Ask students to tell about other places in the city.

**Lesson Plan ( Based on Heiloi English for Prep Schools )**

Date	Period	Class

**The Reader**

**1- Introducing The Reader**

Title: Journey to the Centre of the Earth.

Original Author: Jules Verne ( French )

Story: 42 pages of text ( 10 chapters )

Comprehension questions: at the end of story: pages 43 - 50

Glossary: at the end of the book: pages 51 - 55.

Aim of the Reader: to give students the opportunity to read for pleasure.

Pre-Reading Questions: are found in the Teacher's Guide, pages vii - xii.

Teaching Schedule: Each chapter should be covered in two weeks.

Vocabulary: new words are in italics.

**Plot Summary:**

The story is told by a young boy named Axel. Along with his uncle, Professor Lidenbrock, and a guide, Hans. He travels to Iceland in order to try to reach the Earth's core. Their journey is long and difficult, but they finally reach the centre of the Earth through a deep volcano crater. There, they have many exciting adventures and encounter interesting creatures. Eventually, they make it back home to Copenhagen to tell about their journey.

**2. Teaching the Reader**

- 1- Introduce the title of the Reader and the background of the author.
- 2- Skim through pictures in the book.
- 3- Ask warm-up questions based on the pictures in the book.
- 4- Go over the list of characters and place names in the front of the book.
- 5- Point out the glossary at the end of the book.
- 6- Go over the key words in the assigned text.
- 7- Assign a few pages of quick, silent reading as homework..
- 8- Ask pre-questions on the assigned text.

# اللغة الإنجليزية

Ministry of Education  
Ministry of Education  
ELT Counsellor's Office

توزيع منهج اللغة الإنجليزية  
للفصل الثالث الإعدادي  
للعام الدراسي ٢٠٢٠ / ٢٠٢١ م  
First Term  
\*\*\*\*\*

Months	Hello! English for Preparatory Schools Year Three ( SB + WB )	Reader Black Beauty
October	Check your English Test + Unit 1	Chapter 1
November	Units 2 + 3 + Revision A	Chapter 2
December	Units 4 + 5 + 6 + Revision B+ Units 7	Chapter 3
January 2021	Units 7 Cont+ 8 + 9+ Revision C	General Revision

توزيع منهج اللغة الإنجليزية  
للفصل الثالث الإعدادي  
للعام الدراسي ٢٠٢٠ / ٢٠٢١ م  
Second Term  
\*\*\*\*\*


Months	New Hello! English for Preparatory Schools Year Three ( SB+WB )	Reader Black Beauty
February	Units 10	Chapter 4
March	Units 11- 12 Revision D	Chapter 4 + 5
April	Units 13 + 14 + 15 + Revision E	Chapter 6
May	Units 16 + 17 + 18 + Revision F	General Revision

مدير عام تنمية مادة اللغة الإنجليزية



[ إيمان محمود يوسف محمود ]

الموجه العام





Ministry of Education  
ELT Counsellor's Office  
\*\*\*\*\*

توزيع منهج اللغة الإنجليزية  
للمصف الأول الإعدادي  
للعام الدراسي ٢٠٢٠/٢٠٢١ م  
First Term  
\*\*\*\*\*

Months	New Hello! English for Preparatory Schools Year One ( SB+WB )
October	Unit 1
November	Units 2 + 3 + Review A
December	Units 4 + 5 + Unit 6
January 2021	Review B + General Revision

توزيع منهج اللغة الإنجليزية  
للمصف الأول الإعدادي  
للعام الدراسي ٢٠٢٠/٢٠٢١ م  
Second Term

Months	New Hello! English for Preparatory Schools Year One ( SB+WB )
February	Units 7
March	Units 8 + Unit 9+ Review C + Unit 10
April	Units 10 Cont + Unit 11 + Unit 12
May	Review D + General Revision

مدير عام قاعدية مادة اللغة الإنجليزية

إيمان محمود

[إيمان محمود يونس محمود]

الموجه العام  
لغة

### **General Aims for TEFL in the Preparatory Cycle**

- 1- To develop positive attitudes towards learning foreign languages.
  - 2- To enable pupils to appreciate the importance of English in the progress of Science and Technology at both national and international levels.
  - 3- To encourage openness to foreign cultures.
  - 4- To develop the skills of listening, speaking, reading and writing in an integrated way, with the focus on the development of communication skills.
  - 5- To develop the ability to extract information from a listening or reading text or through different forms of mass media.
  - 6- To train pupils in the skills of logical and critical thinking.
  - 7- To provide for self-realization focusing on this concept through assigning tasks to pupils which contribute to this purpose.
  - 8- To train the pupils to participate positively in dialogue and to respect the opinions of others e.g. through debate and discussion and the exploration of concepts.
  - 9- To train the pupils in problem-solving, collaborative learning, and the use of different learning resources.
  - 10- To develop skills for learner-autonomy by enabling pupils to acquire a set of learning strategies e.g. problem-solving, discovery-learning, creative thinking and critical reading.
  - 11- To encourage the development of pupils' creativity.
  - 12- To develop moral and social values in pupils by encouraging attitudes of tolerance, cooperation and teamwork.
- Lesson plan ( Based on new Hello! English for preparatory schools ).

#### **Year two**

#### **Unit 2 Around the city.**

#### **Lesson 1 SB Page 6.**

**Objectives:** By the end of the Lesson, students will be able to.

- read a tourist leaflet about places in the city.
- talk about historical places.
- write a paragraph about an important place.

**Resources used:** SB, WB and CD year two.

**Worldwide internet**

#### **Presentation:**

#### **Pre-reading questions**

- 1- Write the title on the board " Around the city ".
- 2- Ask students about their knowledge of the places in the lesson.
- 3- Confirm any correct answer during the lesson.
- 1- Read the text.



- 9- Explain the importance of not looking up every new word in the dictionary or glossary.
- 10- Discuss the answers to the pre-questions.
- 11- Give detailed comprehension questions.
- 12- Discuss the answers to the comprehension questions.
- 13- Ask students to predict what may happen next.
- 14- Give extra questions.

## 2- How to teach the Reader?

### Review Questions:

Teacher should tackle questions inside the class of the same types and number included in the specifications of the exam (4 open-ended questions and 2 completions)


### 2- View points:

Teacher may ask about 10 questions orally in class but he should write only 2 or 3 of the important ones on the blackboard.

### 3- Preview questions:

Teacher gives the pupils 3 questions to be answered at home, with the aim of encouraging them to read a certain part in the Reader, then discussed in the next period.

مدير عام تنمية مادة اللغة الإنجليزية

  
[ إيمان محمود يوسف محمود ]