

FLOOR PLAN KEY

ELEVATION TAG
DECOR TAG

WALL KEY

STEEL LOW WALL, BY CHI 4.5" BASE PLATE 'BOLT DOWN'	STEEL FULL HEIGHT WALL, BY CHI 2.5" DEPTH 'BOLT DOWN'	STREAMLINE QUEUE, BY CHI 2.5" RAIL DEPTH 'CORED'	STREAMLINE QUEUE, BY CHI 2.5" RAIL + PLATE 'BOLT DOWN'	DEMO WALLS/ KNEEWALLS/ MISC. BY G.C.	REFER TO ARCHITECTURAL PLAN FOR INTERIOR GC BUILT PARTITION TYPES/ DETAILS. WALL KEY REFERS TO CHI MANUF. PRODUCT ONLY.
---	--	---	---	--------------------------------------	---

SEATING & TABLE SCHEDULE

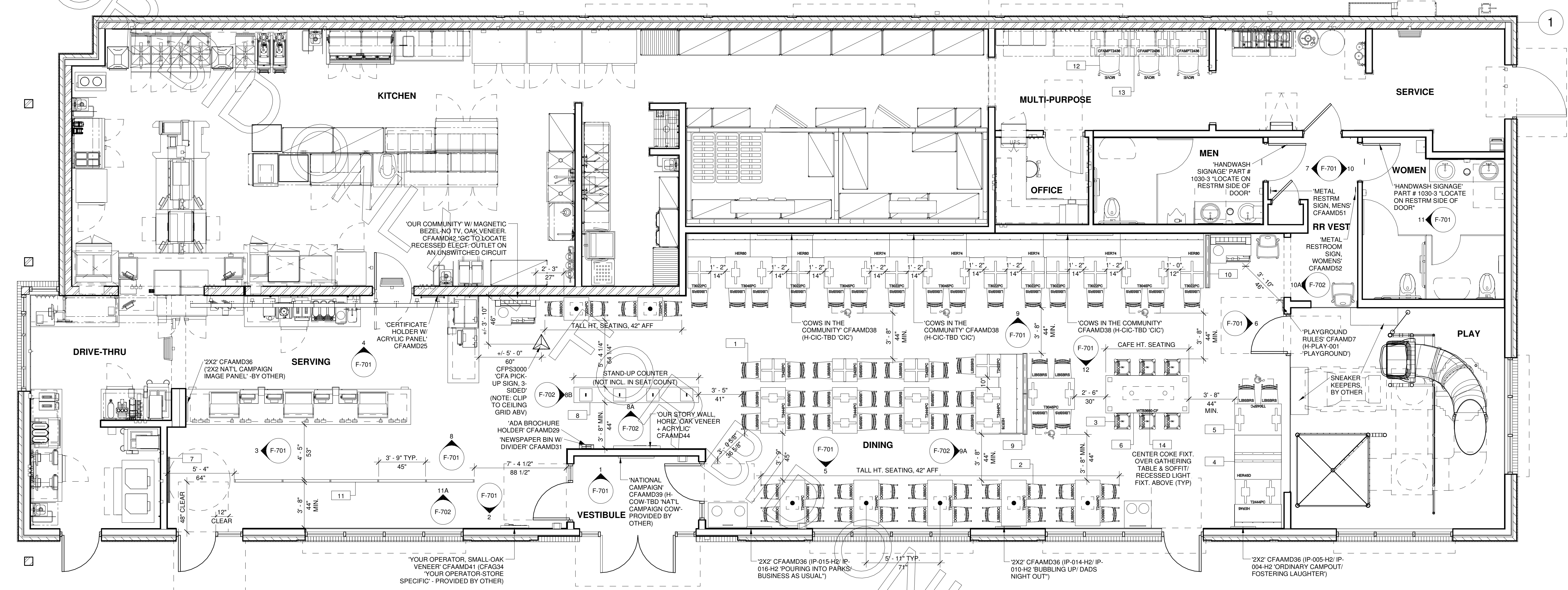
ACCESSIBLE TABLE COUNT:	5	SEATING TO TABLE RATIO:	3.2	NUMBER OF PARTIES:	30
-------------------------	---	-------------------------	-----	--------------------	----

TABLE TOP STYLES	SINGLES	2 TOPS	3 TOPS	4 TOPS	5 TOPS	6 TOPS	7 TOPS	8 TOPS	10 TOPS	TOTALS
TABLE TOP QUANTITY	--	14	--	16	--	1	--	--	--	31
SEAT QUANTITY	--	28	--	64	--	6	--	--	--	98

STEEL KEY

GENERIC CORE	12"x12" PLATE	12"x12" PLATE (OFFSET)	CANTILEVER PLATE	GENERIC BOLT DOWN	12"x12" PLATE	12"x12" PLATE (OFFSET)	FREESTANDING SYMBOLS	X-BASE	BI-POD
--------------	---------------	------------------------	------------------	-------------------	---------------	------------------------	----------------------	--------	--------

NOTE: THIS KEY REPRESENTS GENERAL STEEL SYMBOLS. REFERENCE PROJECT FOR PRODUCT SPECIFICATIONS/ STEEL TYPES.



C1 FURNITURE FLOOR PLAN -LRG
1/4" = 1'-0"

Chick-fil-A

STORE #: 00534	BLDG SHELL: LE-LARGE PROTOTYPE
LOCATION: 115 Cherokee Place Cartersville, GA	
NICKNAME: Cherokee Place FSR	
DESIGN: JS	FDD SET: ---
PROJECT MGR: ALLISON MARSH	CHECKED BY: AMM
SALES MGR: JULIA WOODWARD	
SET ISSUED DATE: 03/08/18	
DRAWING TITLE: FURNITURE FLOOR PLAN	

Project Contacts

PLEASE CONTACT ONE OF THE FOLLOWING CH TEAM MEMBERS TO ADDRESS CONCERNS YOU MAY HAVE:

CHARTER HOUSE HOLDINGS, LLC
200 N. Franklin Street | Zeeland, MI 49464
Phone: 616.399.6000 | Fax: 616.796.1159

Regional Sales Manager: Julia Woodward
Phone: 414.764.2960
Email: cjh@charter-house.com

Project Management Team:
Allison Marsh Phone: 616.796.1159
Sue Impellizzeri Phone: 616.796.1128
Erin Mills Phone: 616.796.1168

Customer Service Inquiries:
Phone: 616.796.1020

Project Revisions

DATE	REV#	DESCRIPTION	INITIALS
11.27.17	1	PRELIM SET ISSUED	JS
12.21.17	2	PERMIT SET ISSUED	LB
03.08.18	3	BID SET ISSUED	AKW
06.00.00	4	---	---
06.00.00	5	---	---
06.00.00	6	---	---
06.00.00	7	---	---
06.00.00	8	---	---

Project Contents

- F201 FURNITURE FLOOR PLAN | Furniture and Decor Locations
- F211 CORE DRILL PLAN | Steel Locations & Details (Final Drawings)
- F701 DECOR ELEVATIONS | Typical Locations (As Applicable)
- F702 PRODUCT DETAILS | Seating & Decor Details

This drawing contains proprietary information by CHI. Unauthorized use or reproduction is prohibited without expressed written consent of CHI.

BUILDING SHELL USED FOR FURNITURE PLANS PROVIDED BY SITE ADAPT ARCHITECT.

VERIFY DINING ROOM DIMENSIONS FOR FURNITURE & MESSAGING.

SEATING LAYOUT PROVIDED BY ARCHITECT. ARCHITECT IS RESPONSIBLE FOR SEATING PLAN MEETING CODE REQUIREMENTS (LOCAL OR OTHER)

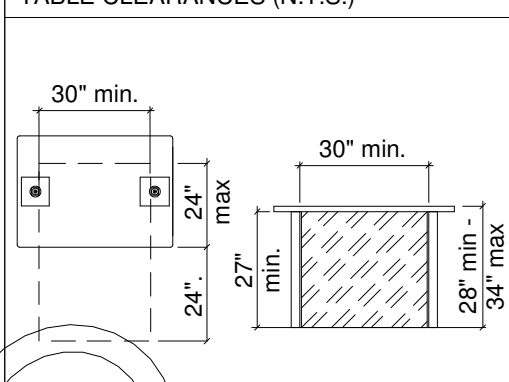
SEATING & DECOR KEY

1 LIBRARY CHAIR, STANDARD	8 STEEL + WOOD STAND-UP COUNTER
2 LIBRARY CHAIR, TALL	9 STEEL LOW WALL
3 MILKING STOOL, CAFE	10 STEEL LOW WALL
4 HERITAGE BOOTH BANQUETTE	11 STREAMLINE QUEUE
5 TABLES (TYP)	12 STEEL CASE MOVE CHAIR
6 GATHERING TABLE, 6-TOP (CAFE HEIGHT)	13 MULTI-PURPOSE TABLE
7 BRAND ICON, ONE-SIDED (44" X 44")	14 COKE FIXTURE

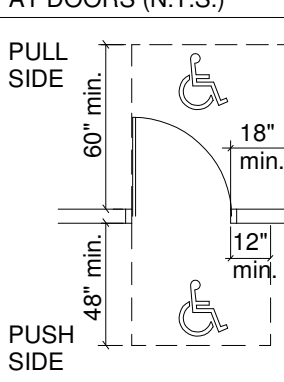
ACCESSIBILITY KEY

THESE PLANS, AS DRAWN, COMPLY WITH ALL APPLICABLE LAWS, REGULATIONS OR RULES OF ANY LOCAL, COUNTY, STATE, FEDERAL, AND OTHER GOVERNMENTAL AUTHORITY AND ANY BUREAU OR DEPARTMENT THERE OF, WHICH MAY BE APPLICABLE INCLUDING, BUT NOT LIMITED TO THE AMERICANS WITH DISABILITIES ACT AND THE REGULATIONS THERE UNDER.

TABLE CLEARANCES (N.T.S.)



MANEUVERING CLEARANCES AT DOORS (N.T.S.)



General Contractor Notes & Information

*CHARTER HOUSE HOLDINGS, L.L.C. / CHARTER HOUSE INNOVATIONS / CHI

GENERAL CONSTRUCTION

- ALL WORK, CONSTRUCTION, AND MATERIALS SHALL COMPLY WITH ALL PROVISIONS OF THE INTERNATIONAL BUILDING CODE & OR CURRENT APPLICABLE GOVERNING CODES ALONG WITH RULES, REGULATIONS, AND ORDINANCES GOVERNING THE PLACE OF CONSTRUCTION.
- IT IS THE RESPONSIBILITY OF ALL PARTIES SUPPLYING LABOR OR MATERIAL OR BOTH, TO BRING TO THE ATTENTION OF THE PROJECT MANAGER & OWNER ANY DISCREPANCIES OR CONFLICT BETWEEN THE CODE REQUIREMENTS AND THESE PLANS.
- THE APPLICABLE CODES SHALL INCLUDE, BUT SHALL NOT BE LIMITED TO: THE UNIFORM BUILDING CODE, BOCA NATIONAL BUILDING CODE, UNIFORM PLUMBING CODE, UNIFORM ELECTRICAL CODE, AND THE UNIFORM FIRE CODE.
- GENERAL CONTRACTOR SHALL BE RESPONSIBLE FOR PROVIDING ALL WORK & MATERIALS IN ACCORDANCE WITH ALL LOCAL AND/OR CITY BUILDING CODES.
- GENERAL CONTRACTOR SHALL BE RESPONSIBLE FOR ADHERING TO ALL AMERICANS WITH DISABILITIES ACT GUIDELINES, TO INCLUDE BUT NOT LIMITED TO TABLE TOP-BASE INSTALLATIONS, AISLE WAY CLEARANCES, AND QUEUE LINE AREA CLEARANCES.
- GENERAL CONTRACTOR SHALL BE RESPONSIBLE FOR OBTAINING ALL REQUIRED BUILDING PERMITS.
- GENERAL CONTRACTOR SHALL BE RESPONSIBLE FOR COPYING & DISTRIBUTING CHARTER-HOUSE PLANS & DOCUMENTS TO ALL SUBCONTRACTORS INVOLVED.

DELIVERY OF PRODUCT

- DAMAGED PRODUCT UPON RECEIPT MUST BE DOCUMENTED ON THE BILL OF LADING. MUST CONTACT PROJECT MANAGER IMMEDIATELY (616) 399-6000. FAILURE TO DOCUMENT DAMAGE & CONTACT CHI WILL ABSOLVE CHI FROM RESPONSIBILITY.
- INSPECT THE EXTERIOR OF ALL PACKAGING & VERIFY BILL OF LADING. "CHECK FOR TEARS, CRUSHING, HOLES, ETC...." COMPARE SHRINK-WRAP OR TAPE & WATCH FOR MULTIPLE KINDS OF WRAP OR DIFFERENT TAPE ON BOXES. "LISTEN FOR RATTLING OR LOOSE PARTS DURING UNLOADING." WATCH FOR POSSIBLE WEIGHT DISCREPANCIES DURING UNLOADING.
- IF YOU NOTICE ANY OF THE ABOVE, ASK FOR A JOINT INSPECTION & SPECIFY NOTATIONS ON THE CARRIER'S RECEIPT. IF THE DELIVERING PARTY REFUSES, INSIST ON A NOTATION OF WHAT YOU HAVE NOTICED & CALL THE CARRIER IMMEDIATELY UPON COMPLETING YOUR INSPECTION.
- ALWAYS KEEP GOOD NOTES OF DATES, TIMES, AND PERSONS SPOKEN TO.
- CONCEALED DAMAGE: IF THE CARRIER'S RECEIPT HAS BEEN SIGNED OFF, AND DAMAGE IS NOTICED INSIDE OF THE PACKAGING, CALL THE CARRIER AND REQUEST INSPECTION IMMEDIATELY. ALSO NOTIFY YOUR CHI PROJECT MANAGER OR SHIPPING DEPT WITHIN 48 HOURS.
- ANY OTHER CONCERNS OR QUESTIONS PLEASE CALL YOUR PROJECT MANAGER.
- GENERAL CONTRACTOR AND/OR OWNER ARE RESPONSIBLE FOR PROTECTION OF PRODUCT WHILE IN THE PROCESS OF BEING INSTALLED. ANY PRODUCT DELIVERED IN GOOD CONDITION, BUT DAMAGED ON SITE IS THE RESPONSIBILITY OF THE GENERAL CONTRACTOR AND/OR OWNER.

NEW & REMODEL PROJECTS

- WRITTEN DIMENSIONS HAVE PRECEDENCE OVER SCALE IN ALL CASES. DO NOT SCALE OFF PLANS. FOR ADDITIONAL DIMENSIONS CALL THE PROJECT MANAGER (616) 399-6000.
- THESE PLANS ARE THE PROPERTY OF CHARTER HOUSE HOLDINGS, LLC. THESE PLANS MAY NOT BE REPRODUCED OR IMPLEMENTED IN ANY WAY, IN PART OR IN WHOLE, WITHOUT THE EXPRESS CONSENT OF CHI. UNAUTHORIZED USE WILL RESULT IN PAYMENT DUE FOR SERVICES RENDERED.
- CHI REQUESTS VERIFICATION OF FIELD DIMENSIONS FROM THE GENERAL CONTRACTOR FOR THE FABRICATION OF COMMERCIAL FURNITURE, DECOR, CORE DRILL, AND SPACE PLANS WHEN FIELD DIMENSIONS CAN NOT BE ATTAINED, LATE SHIPMENTS MAY RESULT.
- IF SPECIFIED ITEMS ARE NOT AVAILABLE, CONTACT YOUR PROJECT MANAGER AT CHI.
- THE GENERAL CONTRACTOR SHALL VERIFY ALL DIMENSIONS & CONDITIONS AT THE JOB SITE AND NOTIFY CHI OF ALL DISCREPANCIES PRIOR TO COMMENCING WORK.
- GENERAL CONTRACTOR TO PROVIDE A MINIMUM OF 40 LBS OF FLOOR TILE GROUT TO FINISH THE CORE DRILLED HOLES.
- WALLCOVERINGS & CHAIR RAIL MUST RETURN INTO WINDOW.
- GENERAL CONTRACTOR WILL BE RESPONSIBLE OF DISPOSAL OF ALL PACKAGING MATERIAL FROM SEATING & DECOR PRODUCTS.
- GENERAL CONTRACTOR TO POSITION THERMOSTAT / VOLUME CONTROL / AND OTHER LIKE ITEMS TO NOT INTERFERE WITH THE CHI DECOR.

REMODEL PROJECTS ONLY

- IN CASES OF REMODELING, THE EXISTING SEATING, STEEL, DECOR, & WALL FINISHES ARE TO BE REMOVED BY THE OWNER AND /OR GENERAL CONTRACTOR. IT IS NOT THE RESPONSIBILITY OF CHI.
- FLOOR / BASE TILE MUST BE IN GOOD REPAIR BEFORE ANY CORE DRILLING BEGINS.
- ALL DIMENSIONS ARE FROM EXISTING FINISHES. PLEASE MAKE APPROPRIATE ALLOWANCES FOR ANY NEW FINISHES.
- PLEASE CONTACT CHI CONCERNING CONFLICTS BETWEEN CHI DECOR & ELECTRICAL OR HVAC PLACEMENT.

FLOORING NOTES

- A MINIMUM 5" CONCRETE SLAB IS REQUIRED FOR ALL CORE DRILLING.
- ALL FLOOR & COVE BASE TILE TO BE PROVIDED AND INSTALLED BY THE GENERAL CONTRACTOR.
- NEW FLOOR & BASE TILE TO BE INSTALLED AND GROUTED 48 HOURS PRIOR TO CHI PRODUCT INSTALLATION. IF DAMAGE OCCURS DUE TO INSUFFICIENT CURING TIME, REPAIRS WILL BE THE RESPONSIBILITY OF THE GENERAL CONTRACTOR.
- CHI IS NOT LIABLE FOR CORED STEEL THAT BECOMES UNSTABLE AS A RESULT OF DRILLING THROUGH A CONCRETE SLAB LESS THAN 5" THICK.
- CHI IS NOT RESPONSIBLE FOR DAMAGE OF ANY MECHANICAL LOCATED WITHIN 5" OF THE FINISHED FLOOR.
- COVE BASE / BULLNOSE TILE (IF REQ'D) ON ALL CHI DIVIDER WALLS TO BE SUPPLIED & INSTALLED BY THE GENERAL CONTRACTOR.

ELECTRICAL, HVAC, AND CEILING NOTES

- USE LIGHTING LAYOUT AS A GUIDELINE ONLY. CHI WILL NOT BE HELD LIABLE FOR ADDITIONAL COSTS DUE TO ADJUSTING LIGHTING LAYOUTS OR LOCATIONS FOR PERSONAL PREFERENCES, VARIATIONS WITH ARCHITECTURAL PLANS, OR LOCAL CODES.
- GO TO SUPPLY AND CONNECT ELECTRICAL PIGTAIL AT ALL CODED LOCATIONS FOR CHI PRODUCT.
- ALL ELECTRICAL FIXTURES, WIRING, AND INSTALLATIONS TO BE UL APPROVED.
- ALL CEILING TILES AND GRID TO BE SUPPLIED AND INSTALLED BY THE GENERAL CONTRACTOR. IN CASE OF REMODELING THE CEILING TILE AND GRID SHOULD BE REMOVED ONLY IF REQUESTED BY THE CUSTOMER.
- LIGHTING FIXTURES AND / OR HVAC MAY NEED TO BE RELOCATED BY GC TO ACCOMMODATE DECOR AND ELECTRICAL OR HVAC PLACEMENT. (SEE REFLECTED CEILING PLAN FOR NEW CEILING FINISH REQUIREMENTS IF APPLICABLE)
- PLEASE CONTACT YOUR CHI PROJECT MANAGER CONCERNING ANY CONFLICTS BETWEEN PLACEMENT OF CHI DECOR ELEMENTS.
- GENERAL CONTRACTOR TO CONTACT CONSTRUCTION ENGINEERING TO VERIFY FINAL PLACEMENT OF HVAC.
- CHI WILL INCLUDE REFLECTED CEILING PLANS WHEN (1) ADDITIONAL LIGHTING IS SPECIFIED IN DINING AREAS BEYOND THE EXISTING CONDITIONS OR BEYOND ARCHITECTURAL PLANS. (2) CHI DECOR INTERFERES WITH CEILING ELEMENT OR (3) IF CEILING IS BEING REPLACED.

SITE CONDITIONS FOR CHI DECOR INSTALLATION

- IT IS IMPORTANT FOR THE FOLLOWING WORK TO BE COMPLETED PRIOR TO THE ARRIVAL OF CHI PRODUCT AND / OR INSTALL CREWS. THESE CONDITIONS ARE ESTABLISHED TO INSURE THAT PRODUCT IS INSTALLED MOST EFFICIENTLY (WITHOUT DAMAGE TO PRODUCT) AND UNDER SAFE CONDITIONS.
- ALL INTERIOR WALL FINISHES TO BE COMPLETE, INCLUDING (BUT NOT LIMITED TO): WALLCOVERING, WAINSCOTING, PAINT, AND CHAIR RAIL.
- FLOOR AND BASE TILE TO BE TILED AND GROUTED FOR A MINIMUM OF 48 HOURS PRIOR TO ARRIVAL.
- GENERAL CONTRACTOR TO PROVIDE A MINIMUM OF 40 POUNDS OF FLOOR TILE GROUT TO FINISH THE CORE DRILLED HOLES.
- ALL HVAC WORK TO BE COMPLETE.
- CEILING TRACK AND TILE TO BE INSTALLED.
- ALL WINDOWS TO BE INSTALLED IN BUILDING.
- ELECTRICAL SERVICE TO 120V / 30 AMP CIRCUITS FOR CORE DRILLING.
- POTABLE WATER SUPPLY.
- OPERATING LIGHTS (ADEQUATE FOR EVENING WORK).
- CLEAN AND OPEN WORK AREA IN DINING ROOM.
- WASTE DUMPSTER ON-SITE.
- FINISHED PARKING LOT OR SUBSURFACE WITH 1" OF FINISHED GRADE.
- UNENCUMBERED AND CONTINUOUS ACCESS TO THE BUILDING.
- GENERAL CONTRACTOR RESPONSIBLE FOR TEMPORARY POWER IF ELECTRICAL SERVICE IS UNAVAILABLE.

IMPORTANT NOTES

- WRITTEN DIMENSIONS HAVE PRECEDENCE OVER SCALE IN ALL CASES.
- THE GENERAL CONTRACTOR MUST VERIFY ALL BUILDING DIMENSIONS, EQUIPMENT, FURNITURE PLACEMENT, UTILITY LOCATIONS, AND CONDITIONS AT THE JOB SITE.
- THE GENERAL CONTRACTOR MUST NOTIFY CHI OF ALL DISCREPANCIES AND /OR REQUIRED ADJUSTMENTS PRIOR TO STARTING WORK.
- DO NOT SCALE OFF PLANS. CALL YOUR CHI PROJECT MANAGER TO VERIFY ANY QUESTIONABLE DIMENSIONS (616) 399-6000.
- ALL DIMENSIONS ARE FOR DESIGN INTENT ONLY.
- CHARTER-HOUSE HAS PREPARED THESE DOCUMENTS AS ACCURATELY AS POSSIBLE WITH THE ARCHITECTURAL INFORMATION PROVIDED. DUE TO LACK OF ACCURATE AND COMPLETE DIMENSIONED ARCHITECTURAL PLANS, OWNER UNDERSTANDS THAT ADJUSTMENTS TO THE FINAL LOCATIONS OF EQUIPMENT AND /OR FURNITURE PLACEMENT MAY BE REQUIRED AT THE OWNER'S EXPENSE, DUE TO DISCREPANCIES BASED ON ACTUAL JOB SITE DIMENSIONS AND CONDITIONS.
- REFER TO ARCHITECTURAL OR ENGINEERING DRAWINGS FOR COMPLETE AND ACCURATE DIMENSIONS OF BUILDING STRUCTURE.
- THESE ARE CONTRACT DOCUMENTS AND THE INFORMATION THEY CONTAIN ARE THE PROPERTY OF CHARTER-HOUSE.
- ALL CONTRACT DOCUMENTS MAY NOT BE COPIED, REPRODUCED, USED OR IMPLEMENTED IN ANY WAY, IN PART OR IN WHOLE, WITHOUT THE EXPRESS WRITTEN CONSENT OF CHARTER-HOUSE.
- ANY UNAUTHORIZED USE OF THESE PLANS WILL RESULT IN PAYMENT DUE FOR SERVICES RENDERED BY CHARTER-HOUSE.
- ANY DEVIATIONS FROM THESE DRAWINGS FOR ANY REASON SHALL NOT BE DONE WITHOUT CONSENT OF CHARTER-HOUSE IN ADVANCE. IN WRITING. CHARTER-HOUSE IS NOT RESPONSIBLE FOR DEVIATIONS, CHANGES, ADDITIONS, OR DELETIONS NOT REVIEWED AND APPROVED IN ADVANCE BY CHARTER-HOUSE.
- THESE DOCUMENTS REFLECT EQUIPMENT ORDERED OF DATE SHOWN ON DRAWINGS.

PRELIMINARY DESIGN DRAWINGS - NOT FOR CONSTRUCTION

DRAWINGS ARE FOR APPROVAL OF DESIGN AND SPECIFICATIONS ONLY. DESIGN IS SUBJECT TO CHANGE BASED ON ARCHITECTURAL INFORMATION PROVIDED. GENERAL CONTRACTOR TO VERIFY ALL DIMENSIONS AND CONDITIONS AT THE JOB SITE PRIOR TO INSTALLATION OF ANY FURNITURE & DECOR CAN BEGIN.



Chick-fil-A

Chick-fil-A
5200 Buffington Road
Atlanta, Georgia 30349-2998

CHi

Charter House Holdings, LLC
200 N. Franklin Street
Zeeland, MI 49464
www.gotoCHI.com
616.399.6000

This drawing contains proprietary information by CHI. Unauthorized use or reproduction is prohibited without expressed written consent of CHI.

CHICK-FIL-A
Cherokee Place FSR
115 Cherokee Place, Cartersville, GA 30121

FSR# 00534

NO.	DATE	DESCRIPTION
1	12/21/17	ISSUED FOR PERMIT
2	03/08/18	ISSUED FOR BID

REVISION SCHEDULE	NO.	DATE	DESCRIPTION
1	12/21/17	ISSUED FOR PERMIT	
2	03/08/18	ISSUED FOR BID	

CURRENT DESIGN	---
NOTE APPLIED	---
ARCHITECT'S PROJECT #	---
PRINTED FOR	BID SET
DATE	03/08/18
DRAWN BY	JS / LB

Information contained on this drawing and in all digital files produced for above named project may not be reproduced in any manner without express written or verbal consent from architect project representatives.

SHEET FURNITURE FLOOR PLAN

SHEET NUMBER

F-201