

Exercises

1- Fill in the blanks with words from the list.

املا الفراغات بكلمات من القائمة الآتية.

(find - wearing - are - wrong - does)

1- She is a red dress.

2- What's ?

3- I can't my mum.

4- What she look like?

5- What they wearing?

2- Unscramble and write.

رتب واكتب.

1- wearing - is - She - a red - dress.

2- please - the - Pass - pizza - .

3- that - Is - mum - your?

4- tall - and - She - thin - is.

5- wrong - What - 's?

3- Listen and match.

استمع وصل.

1- What does she look like?

2- Is that your mum?

3- What's wrong?

4- What is she wearing?

a- She is wearing
a red dress.

b- Yes, there she is.
Thanks.

c- She is tall and thin.

d- I can't find my mum.

6- Read and circle.

1- (Pass / Please) the pizza, please.

2- (What / which) one?

3- Here. Help (yourself / you).

4- He is (read - reading) a book.

5- What (do - does) they look like?

6- She (plays - play) football.

7- I (is - am) running.

اقرأ وضع دائرة.



5- Read and write.

اقرأ واكتب.



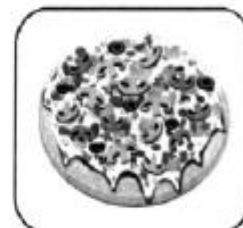
1- What's wrong?



2- What does she look like?



3- Is that your mum?



4- Pass the pizza, please
Which one ?

Conversation Time

A. Number the sentences in the correct order.

رقم الجمل بالترتيب الصحيح.

- ☐ 3 What does she look like?
- ☐ Yes! There she is. Thanks.
- ☐ 1 What's wrong?
- ☐ Is that your mum?
- ☐ Mum!
- ☐ She's tall and thin. She's wearing a red dress.
- ☐ 2 I can't find my mum.



B. Fill in the blanks. Use same words twice.



What's wrong? أكمل الفراغات. استخدم نفس الكلمات مرتين.



I can't find my dad
1 2



What does he look like ?
3 4



..... wearing a He's
5 6 7 8



Is that your ?
9



..... ! There is. Thanks. Dad!
10 11

blue
short
shirt
find
dad
He's
Yes
he
like

1- Unscramble and write.

رتب واكتب.

1- is - What - this?

2- This - is - rabbit - a.

3- that - Is - canary - a?

4- cat - is - That - a.

2- Read and circle.

اقرأ وضع دائرة.

1- (This - That) is a cat.



2- (This - That) is a fish.



3- (This - That) is a lizard.



4- (This - That) is a mouse.



3- Look and match.

انظر وصل.

1- This is a puppy.



2- This is a parrot.



3- This is a bird.



4- This is a kitten.



4- Answer the following questions.

أجب على الأسئلة الآتية.

1- Is this a cat?

Yes, it is.



2- Is this a turtle?

Yes,



3- Is this a rabbit?

No,



5- Read and tick true or false.

اقرأ وضع صح أو خطأ.

True

False

1- What's this?

It's a turtle.



2- What's that?

It's a kitten.



3- What's this?

It's a canary.



4- What's that?

It's a puppy.



6- Unscramble and write.

رتب واكتب.

1- rptora

2- zlrda

3- fhis

4- tientk

ABC Activity Book كتاب الأنشطة

Word Time

A. Read and circle.

اقرأ وضع دائرة على الكلمة الصحيحة.

1-



turtle
puppy
rabbit

2-



fish
lizard
puppy

3-



canary
fish
cat

4-



kitten
rabbit
bird

5-



rabbit
kitten
turtle

6-



fish
parrot
lizard

7-



mouse
puppy
kitten

8-



lizard
rabbit
fish

B. Read and write.

اقرأ واكتب.

1-



What's this?

It's a kitten.

2-



It's a

3-



4-



5-



What's that?

It's a lizard.

6-



It's a

7-



8-



General Exercises



1- Listen and write.

1- What's?



2- She is tall and



3- Is your mum?



4- Pass the pizza,

2- Read and circle.

اقرأ وضع دائرة حول الكلمة الصحيحة.

1- What ('s - 're) wrong?

2- I can't (find - finds) my mum.

3- What (do - does) she look like?

4- She (is - are) tall and thin.

5- She is (wear - wearing) a red dress.

3- Read and circle.

اقرأ وضع دائرة حول الكلمة الصحيحة.



lizard
turtle



rabbit
puppy



snake
dog



kitten
puppy



parrot
lizard



rabbit
fish

4- Unscramble and write.

رتب واكتب .

1- 's - wrong - What?

2- find - can't - my - I - mum.

3- your - Is - mum - that?

4- is - she - Yes, - there.

5- Listen and circle.

استمع وضع دائرة حول الإجابة الصحيحة.

1- What's wrong?

a. I can't find my mum.

b. Yes, there she is.

2- What does she look like?

a. Mum!

b. She's tall and thin.

3- Is that your mum?

a. I can't find my mum.

b. Yes, there she is. Thanks.

4- Pass the pizza ,please.

a- What one?

b- Which one?

6- Read and write the letter.

اقرأ واكتب الحروف.

1- turtle f

2. rabbit _____

3. lizard _____

4- canary _____


5. puppy _____

6- parrot _____

7- fish _____

8- kitten _____

9- snake _____





B. Listen and repeat - Then practise with a partner.

- استمع وردد، ثم كون جمل على الصور مع زميلك.

- 1- I want a puppy.
I don't want a kitten.



- 2- He wants a parrot.
He doesn't want a rabbit.



- 3- We want a kitten.
We don't want a puppy.



- 4- They want a rabbit.
They don't want a kitten.



- 5- He wants a lizard.
He doesn't want a turtle.



- 6- You want a turtle.
You don't want a fish.



- 7- He wants a lizard.
He doesn't want a fish.



- 8- She wants a puppy.
She doesn't want a kitten.



C. Look at page 37. Point to the picture and practise with a partner.

- انظر إلى ص ٣٧، اشر إلى الصور و كون جمل على الصور مع زميلك.

- I want a parrot. - I don't want a lizard.

Drill

1- Correct the verbs:

صحح الأفعال.

- 1- I wants a canary.

- 2- She watchs a film.

- 3- We goes to school.

2- Turn into negative:

حول إلى النفي.

- 1- I want a book.

- 2- She helps her mother.

- 3- They like football.

- 4- Ali reads books.

- 5- Ramy and Mona watch TV.

Exercises



1- Unscramble and write.

رتب واكتب.

1- her - mother - She - helps.

2- want - a lizard - I - don't.

3- a parrot - I - want.

4- She - a rabbit - want - doesn't.

2- Read and circle.

اقرأ وضع دائرة حول الكلمة الصحيحة.

1- She (don't - doesn't) like fish.

2- I (like - likes) milk.

3- They (want - wants) a kitten.

4- Mona and Ali (live - lives) in Cairo.

5- Ahmed (play - plays) football.

3- Look and write.

انظر واكتب.



I want



She doesn't



They

4- Read and circle.

استمع وضع دائرة حول الصورة الصحيحة.


1- She wants a rabbit.



2- I don't want a lizard.



3- He doesn't want a puppy.



4- We want a parrot.



5- Turn into negative as shown.

حول الجمل الآتية إلى جمل منفية ، كالمثال .

1- I want a kitten.

I don't want a kitten.

2- She wants a fish.

3- They want a parrot.

4- He wants a puppy.

6- Fill in the blanks with words from the list.

املا الفراغات بكلمات من القائمة الآتية.

(want - wants - don't - doesn't)

1- They want a lizard.

2- She a turtle.

3- He want a rabbit.

4- We a canary.

Practice Time

A. Read and tick True or False.



- | | True | False |
|--|-------------------------------------|-------------------------------------|
| 1- They want a puppy.
They don't want a fish. | <input type="checkbox"/> | <input checked="" type="checkbox"/> |
| 2- I want a lizard. I don't want a turtle. | <input checked="" type="checkbox"/> | <input type="checkbox"/> |
| 3- He wants a rabbit.
He doesn't want a kitten. | <input type="checkbox"/> | <input type="checkbox"/> |
| 4- We want a kitten.
We don't want a parrot. | <input type="checkbox"/> | <input type="checkbox"/> |
| 5- She wants a turtle.
She doesn't want a canary. | <input type="checkbox"/> | <input type="checkbox"/> |

B. Look and write.




I want a puppy.
I don't want a canary.



She
She

C. Your turn. Draw and write.



What do you want?



ارسم واكتب.

Exercises

1. Read and write.

- 1- The b - gs r - n on the r - g. 
- 2- The d - ck has bl - e gl - e in a c - p. 

2. Look and write.



c - p



s - n



- us



r - n



tu - e



bl - e

3. Read and circle the odd one out.

اقرأ وضع دائرة حول الكلمة المختلفة (الشاذة).

- | | | | |
|---------|-------|------|-------|
| 1- bug | run | blue | up. |
| 2- duck | flute | cup | bus. |
| 3- sun | rug | luck | tune. |
| 4- June | gum | blue | flute |

4. Match the sound with the picture.

du

ru
















us

uo



5- Read and circle.

اختر الصورة الصحيحة:

1-cup			
2-gum			
3-flute			
4-tube			
5-tune			

6- Read and fill in the chart.





اقرأ واملأ الجدول.

run	up	glue	sun	sue	luck
cup	tune	bug	flute	bus	

long u						
short u						

7- Unscramble and write.

رتب واكتب.

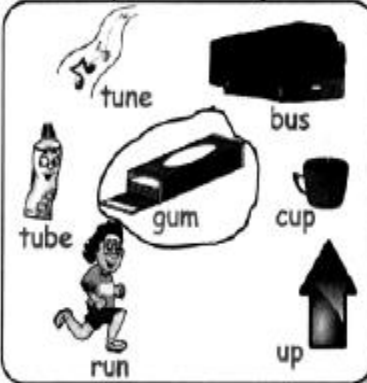
 gru	 uleb	 cduk	 ubet
---	---	---	---

ABC Activity Book كتاب الأنشطة


Phonics Time

A. Does it have short u or long u? Read and circle.
اقرأ وضع دائرة على الكلمات التي لها نفس الصوت.

short u



long u




B. Read and circle the words with the same u sound.
ضع دائرة حول الكلمات التي لها نفس صوت u.


1- tune run June	2- flute gum run	3- blue duck up	4- sun glue gum	5- run duck tube	6- Sue June bus
---------------------------	---------------------------	--------------------------	--------------------------	---------------------------	--------------------------


C. Look and write.


انظر واكتب الكلمة.


1- 
glue

2- 
up

3- 
June

4- 
tune

5- 
gum

6- 
run

General Exercises



1- Unscramble and write.

رتب واكتب.

1- a - wants - fish - She.

2- don't - I - want - a rabbit.

3- early - sleeps - Ali.

4- doesn't - She - fish - like.

2- Look and write.

انظر واكتب.

1- He wants.....
She doesn't.....



2- This is a
..... is a rabbit.



3- He likes
He like a bird.



3- Choose the correct answer.

اختر الإجابة الصحيحة.

1- I (can't - cann't) find my mum.

2- She doesn't (want - wants) a cat.

3- They (don't - doesn't) want a turtle.

4- (Is - Are) this a rabbit?

- Read and tick true or false.

أضع صح أو خطأ.

- I want a puppy.

True

☐

False

☐


- She doesn't want
a canary.

☐
☐


- We want a fish.

☐
☐


- They don't want
a parrot.


☐
☐


- Circle and write.

 ors
ary
ery
an.....

 ten
tin
ton
kit.....

 ba
be
bi
rab.....

 erd
ard
are
z.....

 ch
sh
th
fi.....

 te
tu
to
rtle.....

- Copy the following sentence.

كتب الجملة.

What's wrong?



Unit 11 Test



A. Listen and write.

1 What's ?

2 I can't my mum.

3 What does she like?

4 She's She's wearing a

6 Yes! She is.

5 Is your mum?

B. Do they both have the same u sound?

Listen and circle ✓ or ×

1- ✓ × 2- ✓ × 3- ✓ × 4- ✓ × 5- ✓ ×

1- bus , sun

2- flute , cup

3- run , nut


4- glue , june

5- tune , tuck

C. Look and write.



D. Look and write.



I want

I don't want



She wants



They



Test 1



1. Which picture has a short vowel sound?

Listen and write × ضع علامة × تحت الكلمة التي لها صوت قصير



2. Listen and write.

1 - ug

4 r_g

2 du_k

5 _us

3 _p

6 blu_

3. Listen and match.

1- What does she look like?

2- Here. Help yourself.

3- What's wrong?

4- Yes! There she is. Thanks.

5- Mum!

6- I can't find my mum.

استمع واكتب

استمع وصل



4. Listen and circle.

استمع وضع دائرة

1- What's wrong?

2- What does she look like?

a- Pass the pizza, please.

a- She's tall and thin.

b- I can't find my mum.

b- Here. Help yourself.

3- Is that your mum?

4- Which one?

a- Yes! There she is. Thanks.

a- Mum!

b- Which one?

b- The cheese pizza.

5. Listen and write.

استمع واكتب

1- What's

2- Here. Help

3- Yes! She is. Thanks.

4- one?

5- I find my mum?

6- What does she ?

7- your mum?

6. Listen and cricle.

على المعلم أن يختار كلمة من الكلمتين ويقولها ويضع الطالب دائرة عليها .

1- bug rug

2- blue glue

3- sun run

4- flute tube

5- duck cup

6- June tune

7- Sue luck

8- up bus

9- Sue blue

7. Read and circle.

اقرأ وضع دائرة

1 rabbit
canary
puppy

2 lizard
turtle
rabbit

3 bird
turtle
parrot

4 puppy
parrot
kitten

5 canary
fish
parrot

6 parrot
turtle
rabbit

7 turtle
lizard
fish

8 parrot
turtle
puppy

8- Look and write.

نظر واكتب .



He wants



9. Read and write.

اقرأ واكتب .

He \ parrot
rabbit

He wants

He doesn't

We \ kitten
puppy

She \ canary
puppy

He \ lizard
turtle

Exercises

1- Fill in the blanks with words from the list.

(help - to - look - about)

- 1- How the chips?
- 2- It's next the bread.
- 3- Can you me?
- 4- Let's

2- Unscramble and write.

- 1- about - chips - the - How?

- 2- 's - the - Where - rice?

- 3- help - Can - you - me?

- 4- know - don't - I.

3- Read and circle.

- 1- Let's (eat - eating - eats) fish.
- 2- How about (play - playing - plays) tennis.
- 3- I (don't - doesn't - isn't) know.
- 4- Where (is - are) the book?
- 5- It's (on - at - in) Aisle 3.
- 6- I can't (find - finds - finding) my bag.
- 7- He (am - is - are) tall.
- 8- What ('s - 'm - 're) wrong?

4- Read and write.

- 1- Excuse me. Can you help me?



- 2- Where's the rice?

It's next



- 3- What's wrong?



5- Listen and match.

- 1- How about the chips?
- 2- What's wrong?
- 3- Which one?
- 4- Where is the rice?

- The cheese pizza.
- I don't know. Let's look.
- I can't find my dad.
- It's in Aisle 3. It's next to the bread.

6- Number the sentences in the correct order.

رقم الجمل بالترتيب الصحيح.

- ☐ I don't know. Let's look.
- ☒ 1 Excuse me. Can you help me?
- ☐ Great! Thanks.
- ☐ Sure.
- ☐ How about the chips?
- ☐ It's in Aisle 3. It's next to the bread.
- ☐ Where's the rice?



Activity Book

Conversation Time

A. Read and connect.



- Excuse me. Can you help me?



Sure.



- Where's the rice?



It's in Aisle 3.

It's next to the bread.



- How about the chips?



I don't know. Let's look.

Great! Thanks.

اقرأ وصل.



B. Read and circle.

1- Where's the fruit?


It's	on	the bread.
	under	
	next to	

2- Where's the chicken?

It's	under	the salad.
	in	
	on	

3- Where's the cheese?

It's	in	the cake.
	next to	
	on	




Exercises



1. Read and circle.

1.



butter
cheese

2.



fish
meat

3.



pasta
cereal

4.



coffee
tea

5.



coffee
tea

6.



sugar
fish

2. Unscramble and write.

1- fish - and - She - ketchup - wants.

2- vegetables - They - want.

3- has - She - eggs.

4- meat - I - fish - have - and.

3. Look and write.

1- He has



2- They have



3- She fish.



4- I'm

pasta



4- Read and circle.

- 1- She (have - has) eggs.
- 2- They (have - has) pasta.
- 3- Ali (have - has) fish.
- 4- Mona and Dina (have - has) butter.
- 5- She is (has - having) rice.
- 6- We are (having - has) fish.

5- Read and tick true or false.

- | | <u>True</u> | <u>False</u> |
|-----------------------------------|--------------------------|--------------------------|
| 1- They have cereal. | <input type="checkbox"/> | <input type="checkbox"/> |
| 2- He has eggs
every morning | <input type="checkbox"/> | <input type="checkbox"/> |
| 3- We have fish. | <input type="checkbox"/> | <input type="checkbox"/> |
| 4- You're having
an ice cream. | <input type="checkbox"/> | <input type="checkbox"/> |



6- Unscramble and write.

- | | | |
|------------|-----------|----------|
| 1- ckehutp | 2- tebtur | 3- mtae |
| | | |
| 4- sgeg | 5- rcleae | 6- sptaa |
| | | |
| 7- fefcoe | 8- ate | 9- gsuar |
| | | |

ABC Activity Book

Word Time

A. Read and write the letter.

- | | | |
|--------------------|----------------|-----------------|
| 1- cereal..... | 2- fish..... | 3- ketchup..... |
| 4- meat..... | 5- butter..... | 6- eggs..... |
| 7- vegetables..... | 8- pasta..... | |



B. Read and circle.

- 1- She wants fish
and ketchup.



- 2- They want pasta
and vegetables.



C. Look and write.



- | | |
|-------------------|---------------------|
| 1- She has | 2- They have |
| 3- He has | 4- We have |
| 5- It has | 6- I have |

General Exercises

1- Look and write.

1- What's?
I can't my dad.



2- the chips?
I don't know. look.



3- Excuse me. Can you me?
.....



4- the rice?
It's in 3.
It's to the bread.



2- Unscramble and write.

1- ketchup - fish - They - and - have.

2- in - Aisle - 3 - It - is.

3- know - doesn't - She.

4- chips - about - the - How?

3- Read and circle.

1- Can you (helps - help - helping) me?

2- (Which - What) one?

3- They (have - has) vegetables.

4- What does he (looks - look - looking) like?

1- Read and circle.



pasta
fish




meat
butter



cereal
eggs



bread
chips



chips
butter



ketchup
meat

2- Fill in the blanks with words from the list.

(Pass - Where - Can - How)

- about the chips?
- is the rice?
- you help me?
- the pizza, please.

3- Circle the mistakes, then rewrite.

ضع دائرة على الأخطاء ثم أعد كتابة الجملة.

- (my name's) (Rami)?

My name's Rami.

- i live in cairo!

- she's wearing a dress?

Exercises

1- Listen and match.

- | | |
|-----------------------|------------------|
| 1- Do you want eggs? | a- wants pasta. |
| 2- Does he want fish? | b- want eggs. |
| 3- I don't | c- Yes, he does. |
| 4- She | d- No, I don't. |
| | e- Yes, you do. |

2- Read and circle.

- (Do - Does) he want butter?
- Yes, he (do - does - doesn't).
- Do you (want - wants) meat?
- Does (you - they - she) want cereal?

3- Write question and answer.

كون أسئلة وأجب عليها.

1- you / cereal? Yes.

2- she / pasta? No. / fish.

3- they / vegetables? Yes.

4- he / coffee? No. / tea.

4- Unscramble and write.

1- you - want - Do - coffee?

2- do - No, - n't - I.

3- n't - No - do - I - I - tea - want - . - . - ,

5 Write the answers.

1- Does he want fish?

Yes,

2- Does she want meat?

..... doesn't. She.....

3- Do you want vegetables?

No,

4- Do they want ketchup?

.....

6 Write the question as shown.

1- She wants rice.

Does she want rice?

2- I want fish.

.....?

3- Rami plays tennis.

.....?

4- My father watches TV.

.....?

5- They have meat and rice.

.....?

7- Copy the following sentence.

I have cheese in the morning.






ABC Activity Book



Practice Time




A. Read and match.

- | | |
|--|-------------------|
| ①  Does he want fish? | • Yes, they do. |
| ②  Do they want meat? | • No, he doesn't. |
| ③  Does it want pasta? | • He wants eggs. |
| | • No, it doesn't. |
| | • It wants fish. |

B. Look at the picture above. Write.

- ①  she/meat? Does she want meat? _____
 No, she doesn't. She wants fish. _____
- ②  they/eggs? _____






- ③  he/fish? _____

C. Read and write.

Do you want fish? _____



D. Listen and circle.

- | | | | | |
|--|--|--|--|--|
| 1.  | 2.  | 3.  | 4.  | 5.  |
|--|--|--|--|--|

1- pet, pet

2- time, time

3- hot, hot

4- wait, wait







5- bus, bus



Exercises



1. Listen and write.

- | | | |
|--|--|---|
| 1. 
c _ ke | 2. 
h _ me | 3. 
g _ m |
| 4. 
p _ n | 5. 
j _ m | 6. 
b _ d |

2. Read and circle the odd one out.

- | | | | |
|----------|-------|-------|------|
| 1- mop | sit | map | bee |
| 2- boat | sun | rain | note |
| 3- pen | home | cake | coat |
| 4- night | light | dog | feet |
| 5- hot | hat | hen | meat |
| 6- run | lake | light | wait |

3. Look at the pictures and write the missing letters.



d _ g



n _ t



b _ g



b _ x

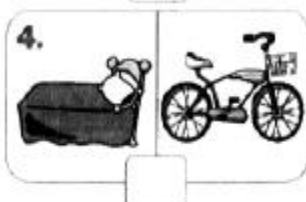


s _ ck



_ nt

4. Do they both have the same sound? write (✓) or (x).



5. Read and write.



ABC Activity Book

Phonics Time

A. Read and fill in the chart.

cake pen night ~~coat~~ blue glue ant feet
~~cat~~ sick box bee pin cup kite rain
 home bed run sock

long a long e long i long o long u

cake			coat	

short a short e short i short o short u

cat	bed			

B. Read and circle the words with long vowel sounds.

ضع دائرة حول الكلمات ذات الصوت المتحرك الطويل .

1

May
lake
jam
paint

2

bee
bed
feet
tea

3

kite
bike
light
pin

4

home
boat
box
note

5

run
blue
glue
tube

General Exercises

1- Write the questions and answer.

1- she / fish? Yes.

Does she want fish?

Yes, she does.

2- they / rice? No, cereal

Do

3- you / cereal? No / fish.

4- you / play football? No / tennis.

5- he / like meat? No / pasta.

6- you / want eggs? Yes

2- Look and write.

1- He
He doesn't



2- She wants
She want cheese.



3- They
They



3- Unscramble and write.

1- doesn't - No, - she.

2- meat - the - Where - is?

3- Does - want - meat - she?

4- wrong - 's - What?

4- Read and match.

1- Do you want rice?

a- It's next to the rice.

2- How about the chips?

b- Yes, I do.

3- Can you help me?

c- I don't know. Let's look.

4- Where's the meat?

d- Sure.

e- No, I don't.

5. Look at the pictures and write the missing letters.



n _ t



j _ cket



bl _ _



r _ _ n



M _ y



k _ t _

6- Copy the following sentence.

Excuse me. Can you help me?



Unit 2 Test

B













A. Listen and match.

1. ● — ● Excuse me. Can you help me?
2. ● — ● Great! Thanks
3. ● — ● It's in Aisle 3. It's next to the bread.
4. ● — ● Sure.
5. ● — ● Where's the rice?
6. ● — ● What about the chips?
7. ● — ● I don't know. Let's look.

B. Listen and write.

1- b_k_ 2- b_d 3- r_n 4- h_m_ 5- c_t

C. Find and circle.

	v	b	u	t	t	e	r	f	i	s	h	
	f	k	e	t	c	h	u	p	e	m	s	
	i	g	g	s	a	y	m	e	g	e	e	
	s	h	e	p	a	s	t	a	g	a	v	
	h	c	e	r	e	a	l	r	s	t	e	
	v	e	g	e	t	a	b	l	e	s	y	

D. Write the question and answer.



you / ketchup?
yes



he / eggs?
No / meat



Test 2









B

1. Which picture has a short vowel sound?

Listen and write x



2- Listen and write.

- 1- etchup
- 2- utter
- 3- fis.....
- 4- past.....
- 5- egetables
- 6- cerea.....
- 7- mea.....
- 8- ggs

3- Listen and match.

1- What's wrong?
I can't find my dad.

2- He's tall and thin.

3- Where's the rice?

It's in the bag.

4- Excuse me. Can you help me?

Sure

5- I want pasta and eggs.

6- How about the chips?



4- Listen and circle.

- | | |
|---|---|
| 1- What's wrong?
a. Sure.
b. I can't find my dad. | 2- Where's the pasta?
a. It's next to the bread.
b. He's tall and thin. |
| 3- What does he look like?
a. He's thin and tall.
b. It's vegetables. | 4- Do you want eggs?
a. Yes, I do.
b. No, she doesn't. |

5- Listen and write.

(me - don't - Let's - want - look - Excuse - next)

- Does she meat?
- What does she like?
- I know. look.
- me, Can you help
- It's to the bread.

6. Listen and cricle.

على المعلم أن يختار كلمة من الكلمتين ويقولها ويضع الطالب دائرة عليها .

- | | | |
|----------------|----------------|-----------------|
| 1- bake - cake | 2- home - gum | 3- cat - cake |
| 4- bed - bag | 5- bee - bed | 6- lute - flute |
| 7- pin - box | 8- blue - glue | 9- coat - meat |

7- Look and write.



8- Write the question and answer.



- he / pasta?
yes.



- she / butter ?
No / ketchup.



- he / meat?
No / fish



- you / cereal?
yes.



- they / ketchup?
No / eggs.

9- Look and write.



10- Read and circle.

- She wants fish and rice.
- They eat vegetables.
- I want meat.



Exercises

1. Fill in the blanks with words from the list.

(about - Sorry - Let's - playing)

- 1-, I'm busy.
- 2- go to the cinema.
- 3- How Sunday?
- 4- What about tennis?

2. Read and circle.

- 1- Let's (go - went - going) to the cinema.
- 2- Sorry, I (am - is - are) busy.
- 3- I can't. How (for - to - about) Friday?
- 4- It's next (two - to - too) the tree.

3. Look and write.

1- Let's go



2- Sorry, I'm



3- The ball is next



4- the chips?

4. Read and match.

- | | |
|----------------------|----------------------------|
| 1- How about | a- It's next to the chair. |
| 2- Let's | b- I can't find my book. |
| 3- What's wrong? | c- go to the cinema. |
| 4- Where's the kite? | d- reading a book? |

5. Look and write.



① Let's go to the cinema on Thursday.

② Saturday.....?

③good!

6. Number the sentences in the correct order.

- ☐ Sure!
- ☐ Let's go to the cinema on Thursday.
- ☐ No. What about Sunday?
- ☐ Sounds good!
- ☐ Sorry, I'm busy. Is Saturday okay?
- ☐ I can't. How about Friday?



7. Circle the mistakes. Then Rewrite.

1- let's go to cairo on monday?

2- how about visiting ali.

3- we're cooking?

4- i can t find my kite?

Conversation Time

A. Unscramble and write the sentences.

1- to / . / Thursday / Let's / cinema / go / the / on

Let's go to the cinema on Thursday.

2- How / ? / can't / Friday / I / about / .

3- busy / I'm / ? / Is / Sorry / okay / Saturday / . / ,

4- about / What / Sunday / ? / No / .

5- ! / Sure

6- ! / good / Sounds

B. Write the missing days of the week.

JUNE 1 Sunday	JUNE 2 _____	JUNE 3 _____	JUNE 4 _____
JUNE 5 Thursday	JUNE 6 _____	JUNE 7 _____	

1. Unscramble and write.

1- having - am - a snack - I.

2- up - are - cleaning - They.

3- the - car - He - washing - is.

4- doing - What - you - ? - 're

2. Unscramble write and match.

1- od / mheorowk.

2- sue / mcoupetr

3- stenli / ot / smuic



3. Answer the following questions.

1- What is he doing?

He _____

2- What is she doing?

She _____

3- What are they doing?

They _____



4- Read and circle.

- 1- I am (haveing - having) a snack.
- 2- He (am - is - are) washing the car.
- 3- They are (clean - cleaning) up.
- 4- What is (I - he - they) doing?
















5- Circle the odd word out.

- | | | | |
|------------|----------|----------|------|
| 1- do | use | music | wash |
| 2- white | where | when | who |
| 3- playing | watching | cleaning | wash |
| 4- is | are | ant | am |

6- Read and match.





- | | |
|----------|--------------|
| 1- clean | - homework |
| 2- do | - videos |
| 3- use | - up |
| 4- have | - a snack |
| 5- wash | - a computer |
| 6- watch | - the car |

7- Read and circle.

watch videos			
play a game			
paint a picture			
write a letter			
exercise			

Word Time

A. Read and circle.

- | | | | |
|--|---|--|--|
| 1-  | watch videos
do homework
exercise | 2-  | clean up
wash the car
have a snack |
| 3-  | use a computer
have a snack
listen to music | 4-  | wash the car
watch videos
clean up |

B. Unscramble and write. Then number.

1- istlne ot imsuc

2- ixceerse

3- sue a pucmoetr

4- od meohrkwo



C. Read and write.

1- What's she doing?



2- What's he doing?



General Exercises

1- Listen and write.

1- Let's to the cinema Thursday.

2- I can't. How Friday?

3- Sounds !

4- I know. look.



2- Look and write.

1-



2-



3-



4-



3- Look and write.

1- What is he doing?



2- What are they doing?



3- Let's go to the cinema.



4- What's wrong?



4- Unscramble and write.

1- having - a - He - is - snack.

2- up - She - is - cleaning.

3- using - They - a - are - computer.

4- doesn't - No, - She - . - pasta - she - wants - .

5- Read and circle.

1- I'm having a (homework - videos - snack).

2- He is washing (the car - homework - videos).

3- What (am - is - are) you doing?

4- They're (washing - watching - doing) videos.

6- Read and match.

1- Where's the ball?

- Sure.

2- I'm using

- he doing?

3- Excuse me. Can you help me?

- It's next to the bed.

4- What's

- a computer.

7- Circle the mistakes. Then rewrite.

1- what.s reem doing .

2- I,m playing with ali ?

Exercises

1- Read and circle.

- 1- (Do - Does) you wash the car?
- 2- I (have - has) a snack.
- 3- He exercises (in - at) night.
- 4- She exercises (in - at) the evening.

2- Unscramble and write.

- 1- do - When - exercise - you?

- 2- the - in - I - exercise - morning.

- 3- videos - watches - She.





- 4- When - music - she - does - to - listen ?

3- Read and match.

- 1- He is having a snack.
- 2- He is doing homework.
- 3- They are watching videos.



4- Read and tick True or False.

- | | True | False | |
|---------------------------------------|--------------------------|--------------------------|---|
| 1- They do homework in the afternoon. | <input type="checkbox"/> | <input type="checkbox"/> |  |
| 2- I have a snack at night. | <input type="checkbox"/> | <input type="checkbox"/> |  |
| 3- He washes the car. | <input type="checkbox"/> | <input type="checkbox"/> |  |
| 4- She exercises in the morning. | <input type="checkbox"/> | <input type="checkbox"/> |  |

5- Read and match.

- | | |
|----------------------------|-----------------------------------|
| 1- When do you exercise? | - Sounds good! |
| 2- When does she clean up? | - I exercise in the morning. |
| 3- Where's the ball? | - She cleans up in the afternoon. |
| 4- What about Sunday? | - It's next to the tree. |

6- Write questions.

- 1- He washes the car. (What)
- 2- He has breakfast in the morning. (When)
- 3- They go to school. (Where)
- 4- It likes milk. (What)

Practice Time

A. Read and circle.

1- When do they do homework?
They do homework in the morning.
in the evening.



2- When do she wash the car?
She washes the car in the afternoon.
at night.



3- When do it have a snack?
It has a snack in the morning.
at night.



4- When do he watch videos?
He watches videos in the morning.
in the evening.



B. Write the questions and answers.



1- When does he listen to music?
.....

2- When does she use a computer?
.....

3-
.....

4-
.....

1- Unscramble and write.

1- about - Saturday - What?
.....

2- Sunday - okay - Is?
.....

3- doing - She - homework - is.
.....

4- does - When - exercise - she?
.....

2- Look and write.

1- He is.....



2- I exercise the morning.



3- The ball is next



3- Listen and write.

(going - go - have - is)

1- Let's to the cinema.

2- I a snack.

3- He.....washing the car.

4- How about to school?

4- Read and write.

1- What's she doing?



2- What's he doing?



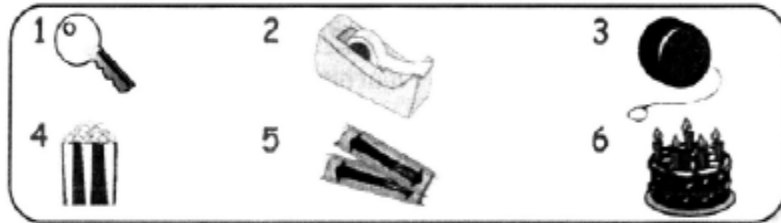
3- When does she use a computer?



4- When do they have a snack?



5- Look and write.



- 1- 2- 3-
4- 5- 6-

6- Copy the following sentence.

Let's go to the cinema on Thursday.



Unit B Test



A. Listen and write.

- 1- Let's go to the on Thursday.
2- How Friday?
3- Sorry, Is Saturday okay?
4- No. about Sunday?
5- Sure! 6-



B. Listen and write.

- 1- _orse 2- _acket 3- _indow 4- _eg 5- _ero

C. Read and match.

- 1- have 2- use 3- watch 4- do 5- clean 6- wash
a computer homework a snack the car videos up

D. Look and write.



Listen to music	morning	night
exercise	afternoon	morning
do homework	evening	afternoon



1- When does she exercise?



2- When do they listen to music?



3- do homework?

4- exercise?



Test 3



1- Listen and write.

(Friday - Sounds - about - busy - okay - cinema - can't)

1- Let's go to the on Thursday.

2- I How about ?

3- Sorry, I'm Is Saturday ?

4- No, What Sunday?

5- Sure.

6- good!

2- Listen and write.

1- ird

2- orse

3- indow

4- oor

5- ape

6-  jacke.....

7-  du.....

8- ing

3- Listen and match.

1- He watches videos.

2- I exercise everyday.

3- She is cleaning up.

4- They use a computer.

5- She washes the car.



4- Listen and circle the initial sound.



h
j
a



e
m
v



h
s
k



r
k
g



c
s
n



t
f
r

5- Look and write.



6- Write the question and answer.



- you / wash the car?
morning



- he / have a snack?
night



- they / watch videos?
evening



- she / listen to music?
afternoon

7- Unscramble and write.

1- shwa hte rac

2- od wrkoehmo

3- sue a pucmoetr

4- lcaen up

8- Unscramble and write.

1- to - music - They - listen .

2- cinema - the - Let's - to - go - Monday - on .

3- Sunday - What - about ?

4- to - tree - the - It's - next .

9- Read and write.



1- What's he doing?



2- What's she doing?



3- What're they doing?



4- What's she doing?

Exercises

1- Fill in the blanks with words from the list.

(time - help - please - hurry)

1- Can I you?

2- Please !

3- What does it leave?

4- Yes,

2- Unscramble and write.

1- help - May - I - you?

2- to - Alex - ticket - One.

3- does - it - leave - time - What?

4- vegetables - you - want - Do - ?

3- Read and circle.

1- May I (helping - help) you?

2- What (time - ticket) does it leave?

3- No, (thanks - please).

4- Yes, (thanks - please).

4- Read and write.

1- May I ?

2- or return?

3- Let's

4- does it leave?



5- Write the questions and answer.



1- May I help you?

2-?

Single, please.

3-?

6- Read and write ✓.



☐ Do you want vegetables? ☐ Let's go to the cinema.

☐ May I help you? ☐ Single or return?

☐ He's tall and thin. ☐ Let's have a snack.



☐ What time does it leave? ☐ I can't find my mum.

☐ What about Monday? ☐ Sounds good!

☐ How about the salad? ☐ Great! Thanks.



General Exercises



1- Number the sentences in the correct order.

☐ single or return?

☐ 1 May I help you?

☐ 2:45

☐ Please hurry!

☐ What time does it leave?

☐ Single please.

☐ Yes, please. one ticket to Alex.



2- Look and write.

1- is a car.



2- is aeroplane.



3- May you?



4- good!



3- Unscramble and write.

1- or - Single - return?







2- train - is - a - This.

3- you - May - I - help?

4- Read and circle.

- 1- (This - these) is a bus.
- 2- (May - Will) I help you?
- 3- single (about - and - or) return?
- 4- One ticket (two - to - too) Alex.

5- Read and circle.

- | | | |
|--|---|---|
| 1  | 2  | 3  |
| aeroplane
train | taxi
bicycle | ferry
bus |
| 4  | 5  | 6  |
| bus
taxi | gum
glue | train
underground |

6- Circle the mistakes. Then rewrite.

- 1- i. m going to cairo?
.....
- 2- what about friday!
.....
- 3- ali and omar are playing?
.....

7- Copy the following sentence.

Let's have a snack.

Exercises

1- Read and circle.

- 1- They (go - goes) to work by bus.
- 2- How (does - do) you go to school?
- 3- She (go - goes) to school by ferry.
- 4- I go to school (on - by - in) car.

2- Unscramble and write.

- 1- do - How - they - work - to - go?
.....

- 2- work - I - to - go - aeroplane - by.
.....

- 3- school - go - does - How - she - ? - to
.....

- 4- by - she - school - to - bus - goes
.....

3- Listen and match.

- 1- How does she go to work?
- 2- How do they go to school?
- 3- How does
- 4- How do

- a- you go to work?
- b- she goes to school?
- c- They go to school by bus.
- d- She goes to work by plane.

4- Look and write.

- 1- I go to school by
- 2- She goes to school
- 3- They go to work underground.



Exercises

1. Look and write.



bea _ _



_ _ in



wi _ _



fi _ _



_ _ op



wa _ _

2. Read and circle the odd one out.

- 1- fish shin shop catch
 2- beach catch lunch chicken
 3- watch wash cash shell
 4- peach beach cheese shin

3. Listen and circle the correct sound.



ch - sh - tch



ch - sh - tch



ch - sh - tch



ch - sh - tch

4. Match the sounds with the pictures.

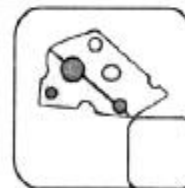
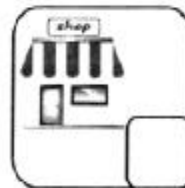
ch

tch

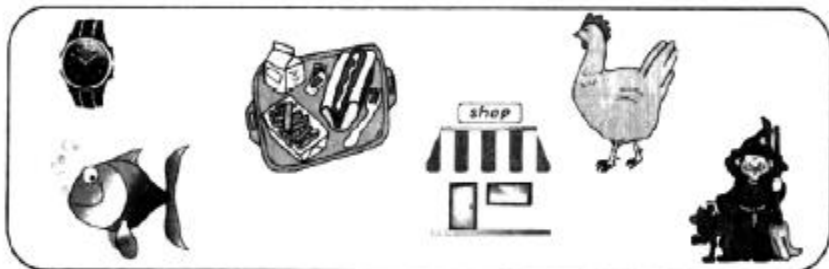
sh



5. Does it have a ch sound? Write ✓ or x.



6. Read and fill in the chart.



ch	tch	sh

Phonics Time

A. Look and write ch, tch, or sh.

(1) icken. (2)  pea.... (3)  fi....

(4)  wa..... (5) ell (6)  wi....

(7)  ki.....en (8)  bea.... (9) op

B. Write ch, tch, or sh. Then read and match.

1- Theicken is eating a pea.....
at the bea.....

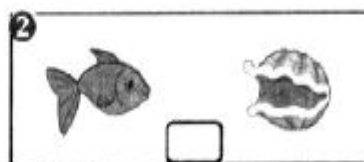
2- He wants aell. He doesn't
want a wa.....

3- The wi..... has a fi..... in the ki.....en.



C. Do they both have the same sound?

Write (✓) or (x).



General Exercises



1- Write the questions and answers.

1- he / work?

.....?

2- she / school?

.....?

3- you / work?

.....?



2- Unscramble and write.

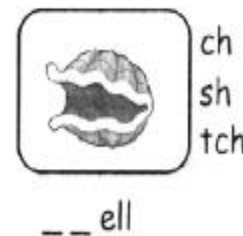

1- goes - She - bus - school - by - to .

2- How - work - do - go - ? - we - to

3- to - work - by - I - bus - go .




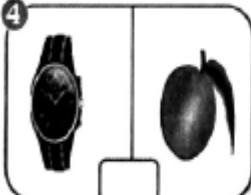
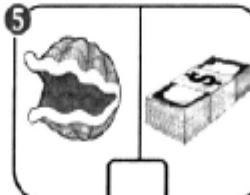

4- exercise - When - he - ? - does

3- Circle and write.







4- Do they both have the same sound?

Listen and write (✓) or (x).

1 	2 	3 
4 	5 	6 

5- Read and tick True or False.

1- This is a ferry.	True <input type="checkbox"/>	False <input type="checkbox"/>	
2- That is a bicycle.	<input type="checkbox"/>	<input type="checkbox"/>	
3- This is an aeroplane.	<input type="checkbox"/>	<input type="checkbox"/>	
4- That is a bus.	<input type="checkbox"/>	<input type="checkbox"/>	

6- Copy the following sentences.

Can I help you?



Unit 4 Test

B

A. Listen and circle.

- May I help you?
Will
- Yes, please. One train ticket to Alexandria.
- Single or truck?
Double return?
- Single please. What time do it leave?
Double does
- 2:00 please hurry!
2:45



B. Does it have ch, tch, or sh? Listen and write.

1-op 2- wi.... 3-ell 4- pea.... 5- fi.... 6- ki....en

C. Unscramble and write.

1- ubsawy 2- iaxt 3- rac 4- paaielnr 5- rnita 6- yibccle

D. Look and write.



1- How does she go to work?

2- school?

3- work?



Test A



1- Does it have ch, tch or sh? Listen and circle.



sh ch



sh ch



sh tch



sh ch



sh ch



tch ch

2- Listen and write.



1-eroplane



2-train



3-icycle



4-axi



5-nderground



6-ferr.....



7-us



8-ar

3- Listen and write.

(ticket - time - May - please - single - hurry)

1- I help you?

2- Yes, One to Alex.

3- Single or return?

4- , please.

5- What does it leave?

6- 2:45 . Please

4- Listen and match.

1- Let's have a snack.



2- One ticket to Alex, please.



3- I want meat.



4- What time does it leave? 3:30



5- They go to school (by bus).



5- Listen and circle.

1- wash - watch

2- leash - lunch

3- cheat - sheet

4- chop - shop

5- cash - catch

6- chin - shin

7- pitch - peach

8- kitchen - chicken

9- seashore - seashell

6- Listen and circle.

1- How do you go to work?

a. By aeroplane

b. By bus

2- May I help you?

a. Yes, please.

b. Single

3- What time is it?

a. One ticket

b. 2:45

4- Single or return?


a. Sounds good.

b. Single, please.





7- Look and write.



8- Do they both have the same sound? Write ✓ or ×.



9. Write the question and answer.



10. Look and write.



Exercises

1- Read and circle.



hand
eye



arm
leg



eye
hand



foot
feet

2- Unscramble and write.

1- have - I - hands - two.

2- cat - The - four - has - legs.

3- see - We - with - can - eyes - . - our

4- ten - fingers - I - have.

3- Read and match.

1- leg



2- eye

3- arm



4- knee

4- Change into plural.

حول إلى الجمع.

1- leg →

2- child →

3- foot →

4- box →

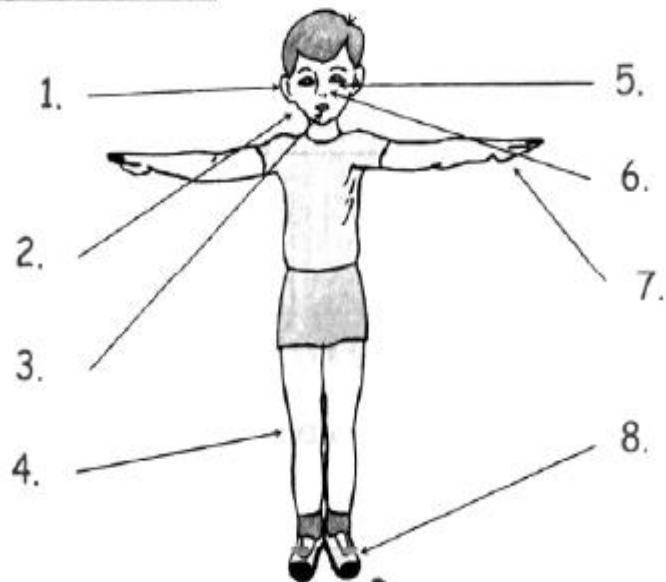
5- baby →

6- man →

5- Circle the odd one out.

- | | | | |
|------------|-------|------|----------|
| 1- eyes | arm | legs | knees |
| 2- fingers | women | men | children |
| 3- lorries | legs | cats | ants |
| 4- arm | foot | hand | boy |

6- Look and write.



- | | |
|---------|---------|
| 1. | 2. |
| 3. | 4. |
| 5. | 6. |
| 7. | 8. |

7- Circle the mistakes. Then rewrite.

my foot hurts!

what's your address.

Word Time

A. Read and circle :

1-



eye
ears
eyes

2-



feet
finger
hand

3-



leg
arms
arm

4-



foot
feet
knee

B. Read and write (✓):


1- It has four eyes, two ears and six legs.



2- It has three legs, three arms and four eyes.



C. Your turn. Draw and write:



I have two ears.

.....

.....

.....

.....

.....

General Exercises

1- Listen and write.

1- What's your ?

2- Thank you. Have

3- me?

4- do you exercise?



2- Look and write.



3- Unscramble and write.

1- exercise - When - you - do?

2- your - address - 's - What?

3- work - do - How - go - you - to - ?

4- Tahrir - do - spell - How - you?

4- Read and circle.

1- How do (he - you) spell "Tahrir"?

2- Pardon (my - me - mine)?

3- (Thank - Thanks) you.

4- Thank you. (Had - Has - Have) a seat, please.

5- Read and circle.

1- head



2- feet



3- nose



4- mouth



5- knee



6- Change into plural.

1- cat



2- tomato



3- lorry



4- tooth



5- baby



6- box



7- Unscramble and write.

1- sneke



2- eras



3- egifnr



4- efte



5- shnda



6- eeyes



8- Punctuate the following sentence.

she uses a computer on monday

Exercises

1- Listen and match.

- | | |
|------------|---------------|
| 1- My eyes | a- wrong? |
| 2- My eye | b- hurts. |
| 3- What's | c- hurt. |
| 4- Their | d- feet hurt. |

2- Read and circle.

- What ('s - has) wrong?
- My head (hurt - hurts).
- My hands (hurt - hurts).
- What's (your - you) address?

3- Look and write.

1- Her knee



2- eyes hurt.



3- feet



4- Its hurts.



4- Unscramble and write.

1- hurt - feet - My.

2- arms - Their - hurt.

3- wrong - What - 's ?

4- too! - exercise - and - Hey! - Let's - eat - , - .

5- Read and write.

1-

Her / finger



2-

Your / hands



3-

My / leg



4-

Their / eyes



6- Read and tick true or false.

1- Her finger hurts.

True ☐

False ☐



2- Their feet hurt.

☐

☐



3- Its leg hurts.

☐

☐



4- My arm hurts.

☐

☐



7- Circle the mistakes. Then rewrite.

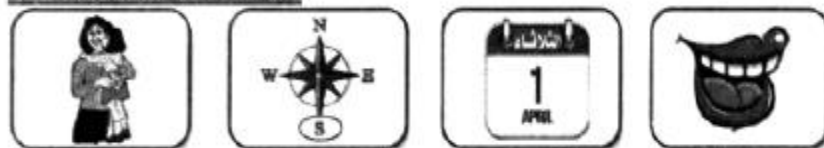
1- she.s wearing a dress?

2- what about wednesday!

3- my foot hurts?

Exercises

1- Look and write.



mo er

sou

.....ursday

mou.....

2- Read and circle the odd one out.

- | | | | |
|-----------|---------|--------|-------|
| 1- father | brother | mother | mouth |
| 2- think | start | thin | thank |
| 3- bath | this | they | with |
| 4- these | they | thick | this |

3- Do they both have the same sound?

Listen and write (✓) or (x).



4- Read and write.

1- The in bro ers
are in the ba



2- My bir day is
on ursday.



3- My mo er and fa er
hug my brother.



4-ese are my bro.....ers.



5- Circle the word with a different th sound.

1.

that
these
thick
they

2.

mouth
south
north
with

3.

their
maths
bath
thank

4.

thirsty
thursday
birthday
brother

6- Listen and circle.

يختار المعلم كلمة ويقولها وعلى التلميذ أن يضع عليها دائرة.

1- hug - bug

2- start - mouth

3- thin - that

4- north - this

5- think - thank

6- math - both

7- Look and write.



8- Circle the mistakes. Then rewrite.

it has three legs!

i have two ears ?

General Exercises

1- Unscramble and write.

1- brother - Sarah's - thirsty - is.

2- Thursday - My - is - on - birthday.

3- hurts - leg - Its.

4- a - She - her - thanks - with - mother - hug .

5- do - When - exercise - you ?

2- Look and write.

1- He is

2- feet hurt.

3- What's your number?

4- Your foot



3- Read and circle.

1- My birthday is (in - on) Thursday.

2- The thin brothers (is - are) in the bath.

3- Their mother (is - are) thirsty .

4- Do they both have the same th sound?

Listen and write ✓ or ×.



5- Write the questions and answers.

1- What's your address?

2-

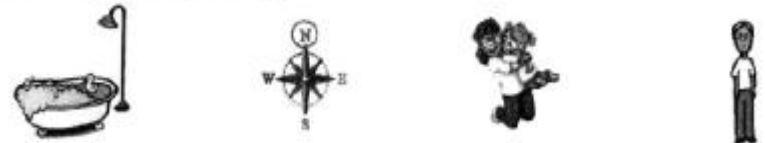
31 Tahrir Street.

3- spell?

4-



6- Look and write.



7- Copy the following sentences.

My foot hurts.



Unit 5 Test



A. Listen and write.

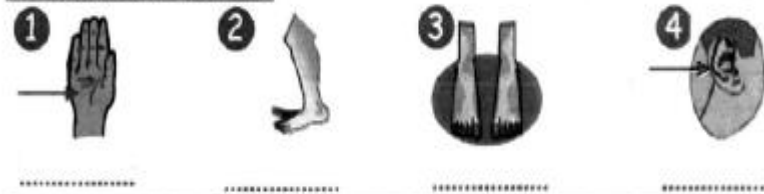
- 1- What's your? 2- 31 Tahrir
 3- me? 4-
 5- How do you "Tahrir"? 6-

B. Do they both have the same th sound?

Listen and write ✓ or x.

- 1- this, that () 2- bath, birthday ()
 3- mother, thirsty () 4- mouth, father ()
 5- Thursday, think () 5- brother, thin ()

C. Look and write.



D. Read and circle.

- 1  My arm hurt. His arm hurts.
 2  Your finger hurt. My finger hurts.
 3  Her knees hurt. Their knees hurts.
 4  Her eye hurt. Your eye hurts.
 5  My foot hurt. Her foot hurts.
 6  His ears hurt. Our ears hurts.



Test 6



1. Listen and write.

(seat - How - What's - Tahrir - me)

- 1- your address?
 2- 31 Street.
 3- Pardon ?
 4- 31 Tahrir Street.
 5- do you spell "Tahrir"?
 6- Thank you, Have a, please.

2. Listen and write.

- 1  _and 2  _inger 3  _ar
 4  _eet 5  _ye 6  le_
 7  ar_ 8  _nee

3. Do they both have the same th sound?

Listen and write ✓ or x.

- 1  
 2  
 3  
 4  

4- Listen and circle.

1- thin - think

3- brother - birthday

5- thick - thank

يختار المعلم كلمة ويقولها ويضع التلميذ دائرة عليها.

2- this - these

4- math - bath

6- they - the

5- Listen and match.

1- What time is it?

2- How do you spell Sandy?

3- My arm hurts.

4- What's your address?

5- Her foot hurts.



6- Listen and circle.

1- When do you exercise?

a- By bus.

b- In the morning.

2- How do you go to work?

a- By ferry.

b- At night.

3- Have a seat please.

a- Pardon me.

b- Thanks.

4- What's your address?


a- In the afternoon.

b- 31 Tahrir Street.

7- Look and write.



8- Look and write.



9- Change into plural.

1- foot → feet 2- knee → 3- arm →

4- finger → 5- leg → 6- hand →

7- butterfly → 8- woman →

10- Look and write.



Exercises

1- Fill in the blanks with words from the list.

(colour - can't - help - for)

1- What are you looking.....?

2- I find it.

3- What is it?

4- I'll you look for it.

2- Unscramble and write.

1- is - What - it - colour?

2- and - It's - blue - red.

3- looking - for - you - are - What?

4- to - Oh, - nurse - go - the - Let's.

3- Read and circle.

1- I (cann't - can't) find my watch.

2- It (is - are) red and blue.

3- I'll (helps - help) you look for it.

4- What (am - is - are) you looking for?

4- Look and write.

1- My ear



2- What is it?



3- I can't my watch.



4- I'll help you look for it.

5- Read and write ✓.



☐ My ear hurts.

☐ It's red and blue.

☐ My watch! I can't find it.



☐ What's wrong?

☐ What colour is it?

☐ Okay. Thanks.



☐ Oh. Let's go to the nurse.

☐ What colour is it?

☐ My ear hurts.



☐ My watch! I can't find it.

☐ Don't worry. I'll help.
you look for it.

☐ What's wrong?

6- Read and match.

1- What are you looking for?

2- Pardon me?

3- What colour is it?

4- My ear hurts.

a- Oh. Let's go to the nurse.

b- My ear hurts.

c- My watch! I can't find it.

d- It's red and blue.

7- Circle the mistakes. Then rewrite.

oh, let's go to the nurse?

Exercises

1- Read and circle.



camera
glasses



keys
wallet



lunchbox
jacket

2- Unscramble and write.

1- lunchbox - Hisham - has - a - .

2- glasses - Mai - wearing - is.

3- hairbrush - Doaa - a - has.

4- umbrella - She - a - camera - and - an - has - .

3- Look and write.

1- It is a



2- It is a



3- It is an



4- Ahmed has a and a



4- Listen and circle ✓ or x.


1- It is a lunchbox.



2- It is a camera.



3- It is a wallet.



5- Unscramble and write.

1- lewatl

2- hbashurr

3- ecmara

4- sglsae

5- kjtaec

6- syek

6- Read and circle.

1-



wallet
hairbrush
glasses

2-



lunch box
hairbrush
umbrella

3-



glasses
camera
lunchbox

4-



jacket
keys
wallet

General Exercises

1- Circle the odd word.

- | | | | |
|-----------|-------|-------|-----------|
| 1- bus | taxi | purse | bicycle . |
| 2- eggs | pasta | fish | lunchbox. |
| 3- kitten | fish | bird | keys. |
| 4- car | ferry | train | camera. |

2- Read and circle.

- Let's (goes - go - going) to the nurse.
- What colour (is - are) the bags?
- What colour (is - are) the watch?
- I'll (help - helping - helps) you.

3- Read and match.

- | | |
|----------------------------|--------------------------|
| 1- What's wrong? | a- you looking for? |
| 2- What colour is the bag? | b- help you look for it. |
| 3- I'll | c- My ear hurts. |
| 4- What are | d- It's red and blue. |

4- Unscramble and write.

1- sandwich - 'll - I - a - you - make.

2- 'll - She - homework - do.

3- the - watch - is - colour - What?

4- wearing - Kareem - cap - is - a.

5- Read and circle.



nurse
doctor



chair
table



purse
bicycle



wallet
watch



camera
jacket



short
jacket

6- Write the questions and answers.

- What are you looking for?
- Okay. Thanks.
- ?
- ?

Exercises

1- Listen and match.

- | | |
|-----------------|---------------|
| 1- This book | a- is this? |
| 2- These books | b- are these? |
| 3- Whose camera | c- are his. |
| 4- Whose keys | d- is mine. |

2- Read and circle.

- (This - These) are glasses.
- (That - Those) is a boy.
- Whose (key - keys) are these?
- Whose hairbrush (is - are) this?

3- Unscramble and write.

- box - Whose - is - this?

- ours - They - are.

- book - is - mine - This.

- keys - Whose - those - are?

4- Look and circle.

- (Those - These) are glasses.

- (This - That) is a hairbrush.

- (These - Those) are boxes.

- Whose boxes (is - are) these?



5- Read and write.



Whose _____?



_____?



_____?



_____?

6- Look and write.

- _____ is a bird.



- _____ book is that?



- _____ are hairbrushes.



- _____ are cameras.



Exercises

1- Look and match the picture write the same final y sound? then write.

صل الصور ذات حرف (y) الواحد ثم اكتب.



2- Circle the words with the same final y sound.



berry



fly



3- Read and circle the words with the same final y sound.

try

my

lazy

pity

by

nosy

baby

shy

buy

family

sky

thirty

4- Listen and circle.

1 candy



2 puppy



3 sunny



4 party



5 berry



5- Look and write.

July 1



30

6- Circle the mistakes. Then rewrite.

1- jenny and rami cry and cry?

2- it, s hot and sunny in july?

General Exercises

1- Listen and circle.

① family



② lazy



③ carry



④ try



⑤ bunny



2- Unscramble and write.

1- this - Whose - is - camera?

2- 're - They - mine.

3- want - you - Do - fish?

4- candy - Can - bunny - carry?

5- fly - The - in - sky - the - July - birds - in.

6- Rami - to - and - a - Sally - party - July - in - go.

3- Do they both have the same final y sound

Listen and write ✓ or x.



4- Read and circle the odd one out.

- | | | | |
|-----------|------|-------|-------|
| 1- nosy | baby | try | party |
| 2- thirty | my | fry | try |
| 3- bunny | pity | ferry | sky |
| 4- lucky | shy | by | buy |

5- Write question.

1- It's mine.

2- They're hers.

3- It's ours.



Unit 6 Test



A. Listen and number the pictures.

- 1- What are you looking for? / My watch! I can't find it.
- 2- Don't worry. I'll help you look for it. / Okay.
- 3- What colour is it? / It's red and blue.




B. Do they both have the same final y sound?

Listen and write ✓ or ✗.


- | | |
|-------------------|---------------------|
| 1- lady, fly () | 2- shy, baby () |
| 3- my, try () | 4- money, party () |
| 5- buy, sunny () | 6- candy, city () |


C. Look and write.




- | | | | |
|----------|----------|----------|----------|
| 1- | 2- | 3- | 4- |
| 5- | 6- | 7- | 8- |

D. Read and write. Then match.

1- Whose glasses are?  •

2- Whose umbrella is?  •

3- Whose jacket is?  •



Test 7



1. Listen and write.

(okay - looking - find - watch - worry - colour)

- What are you for?
- My! I can't it.
- Don't I'll help you look for it.
- Thanks.
- What is it?
- It's red and blue.

2. Listen and write.

- | | | |
|---|--|---|
| ①  _acket | ②  _allet | ③  _eys |
| ④  _amera | ⑤  umbrell_ | ⑥  _lasses |
| ⑦  _airbrush | ⑧  _unchbox | |






3- Listen and circle.

- | | | |
|----------------|------------------|-------------------|
| 1- fly - sky | 2- shy - July | 3- money - family |
| 4- buy - candy | 5- bunny - sunny | 6- baby - party |
| 7- cry - fly | 8- city - money | 9- Sally - Hany |






4- Circle the odd word.

- | | | | |
|-----------|-------|----------|---------|
| 1- eggs | pasta | lunchbox | fish |
| 2- kitten | fish | bird | keys |
| 3- bus | taxi | purse | bicycle |
| 4- what | white | where | when |

5- Which pictures have the same final y sound? Circle.

1     

money

2     

fly

6- Listen and circle.

- 1- Whose camera is it?
a- It's mine.
b- Okay. Thanks.

2- What're you looking for?
a- Pardon me?
b- My watch.

3- Have a seat please.
a- Thanks.
b- It's orange.

4- What's your address?
a- 31 Tahrir Street.
b- It's a fish.

7- Look and write.

1 

2 

3 

4 

8- Unscramble and write.

1- keys - Whose - these - are?

2- are - They - theirs.

3- looking - for - What - you - are?

4- blue - and - It's - red.

9- Write the question and answer.

1  

- umbrella / that?
mine

2  

- wallet / this?
his

3  

- camera / that?
theirs

4  

- keys / these?
ours

5  

- hairbrush / this?
hers

10- Circle the mistakes. Then rewrite.

1- i can.t find my sister?

2- where .s the rice. Please.

11- Copy the following sentence.

My English Teacher is Mr. Ahmed.



<http://adz4u-owh2010.blogspot>.

OmniaWagdy